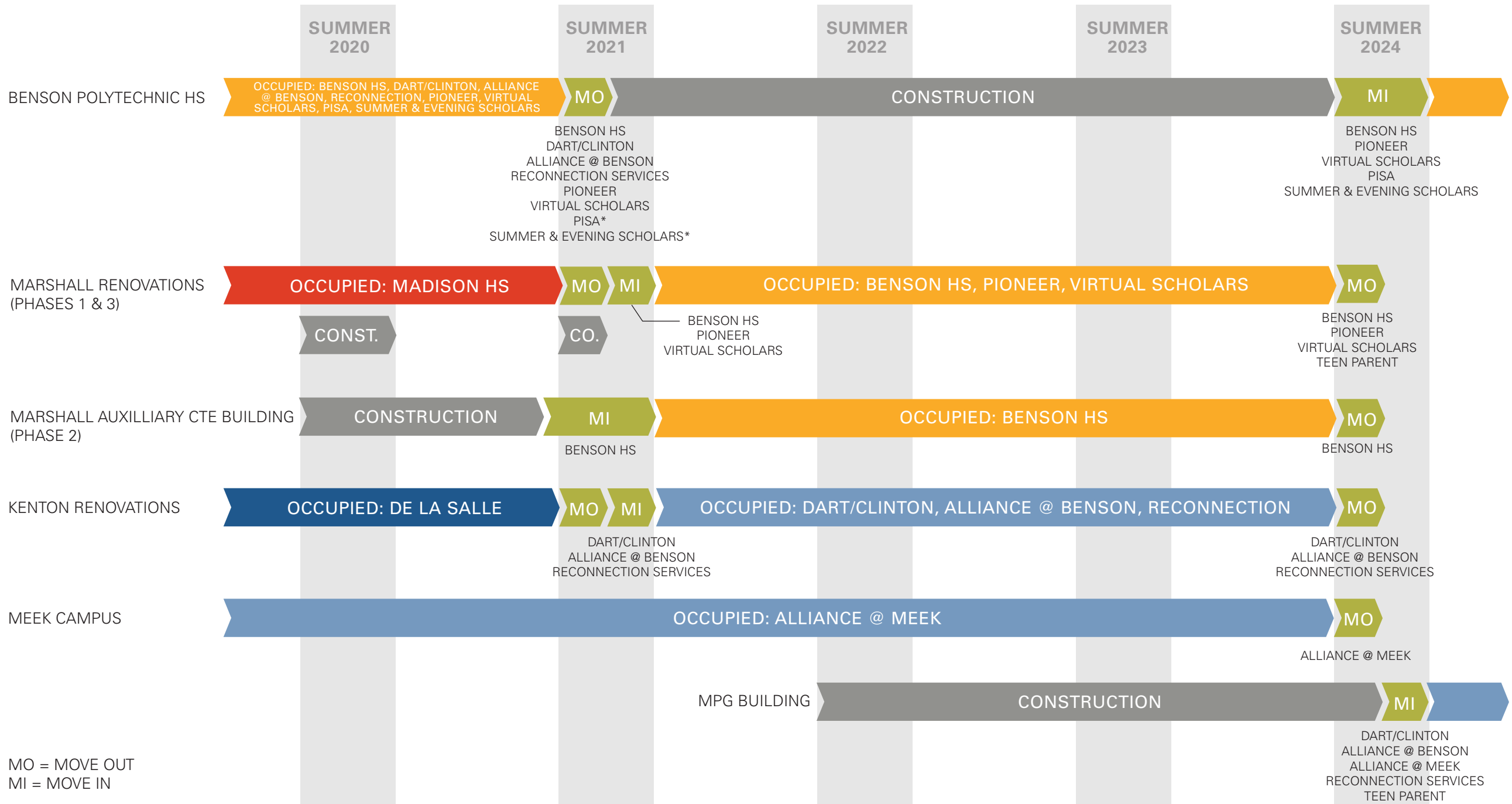


BENSON SWING SITES PHASING PLAN



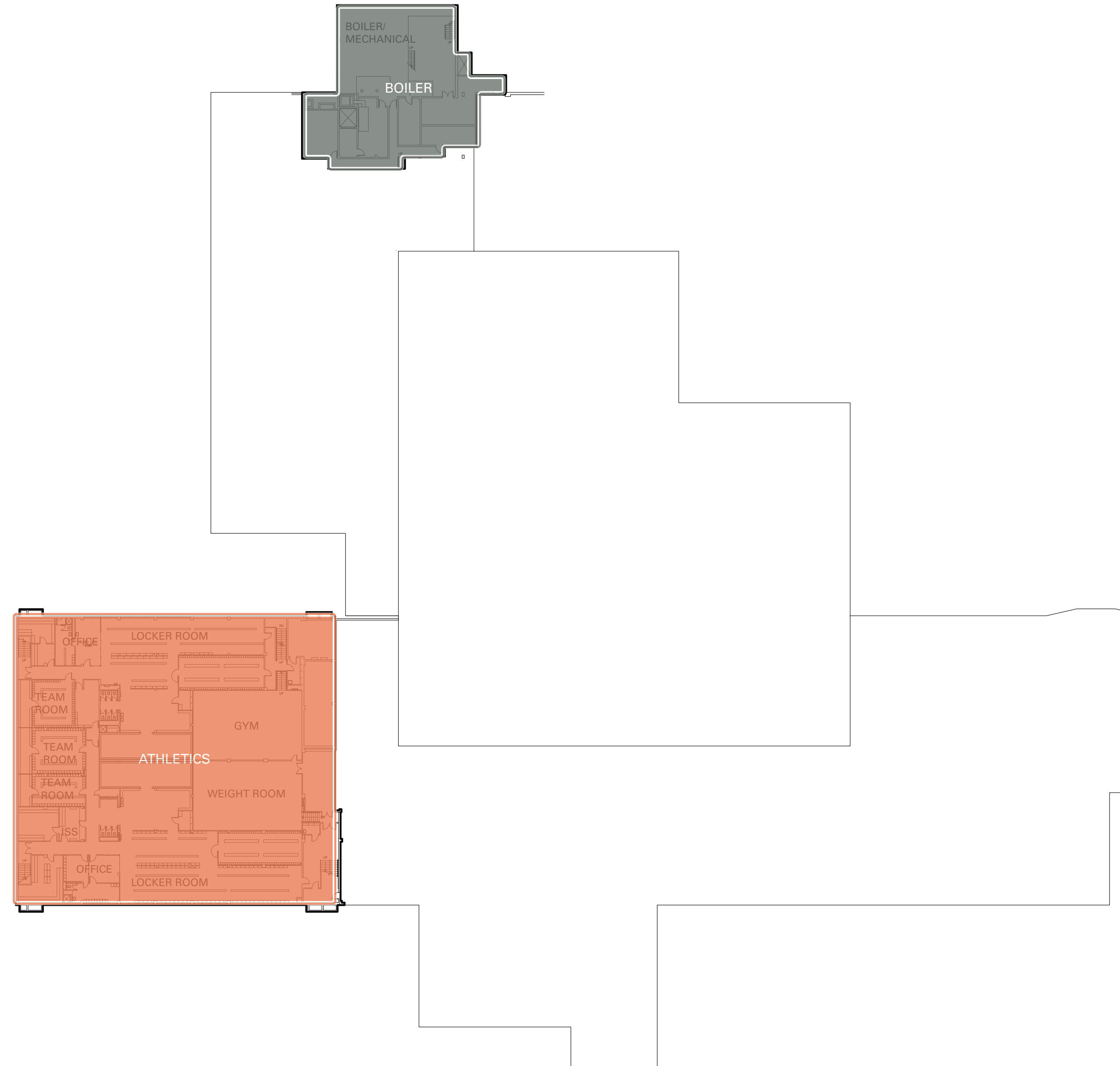
MO = MOVE OUT
MI = MOVE IN

*SUMMER AND EVENING SCHOLARS TO MOVE TO GRANT HS, AND PISA TO MOVE TO MADISON HS DURING BENSON HS CONSTRUCTION

MARSHALL MASTER PLAN / SITE OVERVIEW



MARSHALL MASTER PLAN / LOWER LEVEL L2



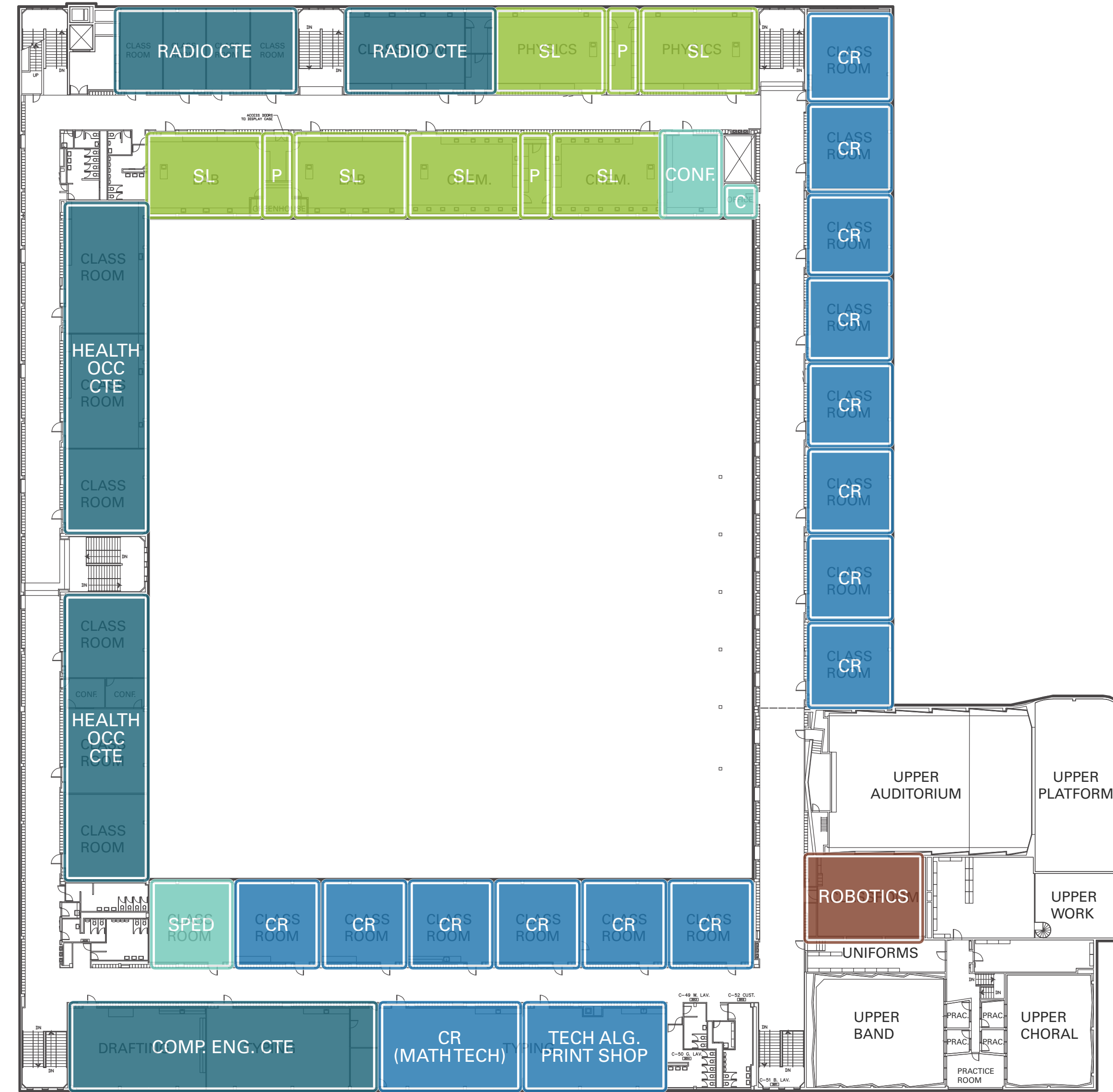
MARSHALL MASTER PLAN / LOWER LEVEL L1



MARSHALL MASTER PLAN / MAIN LEVEL



MARSHALL MASTER PLAN / UPPER LEVEL



MARSHALL MASTER PLAN / CTE PROGRAM COMPARISON

CTE PROGRAM	EXISTING	SWING SITE	ED SPEC
DESIGN & APPLIED ARTS	1,939 SF	1,776 SF	3,600 SF
ARCHITECTURE	0 SF	0 SF	3,600 SF
ENGINEERING	3,714 SF	3,371 SF	3,600 SF
COMPUTER ENGINEERING	3,986 SF	2,831 SF	3,600 SF
RADIO	5,709 SF	3,116 SF	5,709 SF
DIGITAL MEDIA	6,994 SF	4,751 SF	7,200 SF
ELECTRIC	10,233 SF	5,324 SF	7,200 SF
HEALTH OCCUPATIONS	7,899 SF	5,700 SF	7,200 SF
TRANSPORTATION - AUTO	29,000 SF	7,098 SF	14,400 SF
MANUFACTURING	27,145 SF	10,757 SF	14,400 SF
CONSTRUCTION (W/ MATH TECH)	8,266 SF	9,495 SF	14,400 SF
UNASSIGNED CTE SUITES	0 SF	0 SF	3,600 SF

KENTON MASTER PLAN / LOWER LEVEL



KENTON MASTER PLAN / MAIN LEVEL



KENTON MASTER PLAN / UPPER LEVEL



KENTON MASTER PLAN / PROGRAM COMPARISON

PROGRAM	EXISTING	SWING SITE*	ED SPEC
ALLIANCE @ BENSON	7,165 SF	9,000 SF	13,100 SF
DART/CLINTON	7,123 SF	5,200 SF	5,870 SF
RECONNECTION SERVICES	751 SF	1,900 SF	985 SF

*NOTE: Kenton Swing Site also provides the following shared resources: Kitchen, Gym/Commons, Theater and Library.